

SANTA FE COUNTY
FISCAL YEAR 2013 BUDGET



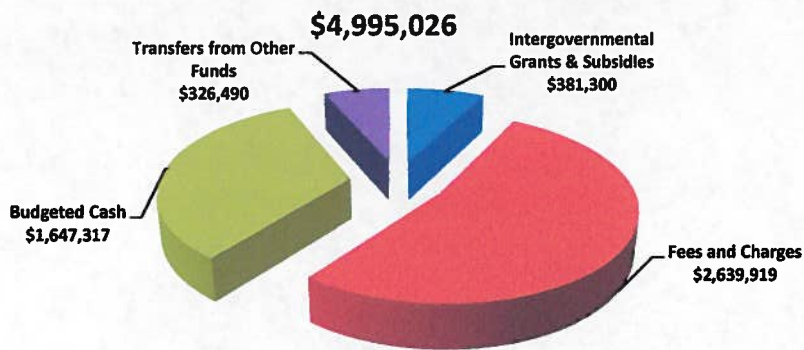
FUND LEVEL SUMMARIES
ENTERPRISE FUNDS

TOTAL AND WITHOUT TRANSFERS TO OTHER FUNDS

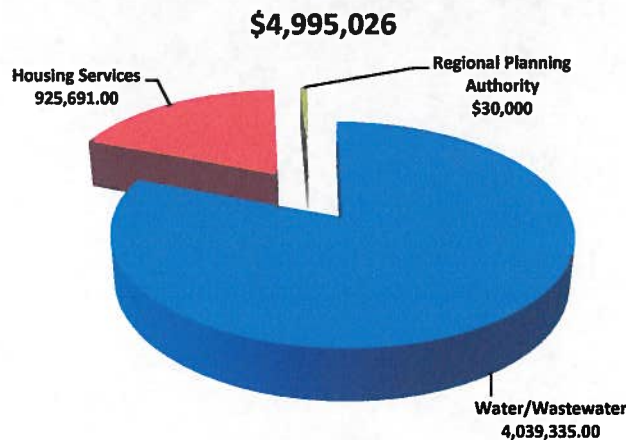
Fees and Charges	\$2,639,919
Investment Income	-
Intergovernmental Grants and Subsidies	381,300
Transfers from Other Funds	326,490
Budgeted Cash	1,647,317
TOTAL SOURCES	\$4,995,026
Fund Transfers Out	-
Sources Less Fund Transfers Out	\$4,995,026

Beginning in FY 2010 the Santa Fe County Corrections Department was reclassified from an Enterprise Fund to a Special Revenue Fund. It was recommended by the County's independent auditors that the Corrections Department relied too heavily on support from other funds and would not be self-sustaining for many years, if ever. This reclassification of fund type resulted in a significant reduction in the Enterprise Funds' budgets with a corresponding increase in the Special Revenue Funds' budgets. The County currently is operating with three Enterprise Funds, the Regional Planning Authority (RPA), the Water/Wastewater Utility and the Housing Services.

SANTA FE COUNTY ENTERPRISE FUNDS SOURCES



SANTA FE COUNTY ENTERPRISE FUNDS USES





SANTA FE COUNTY
FISCAL YEAR 2013 BUDGET

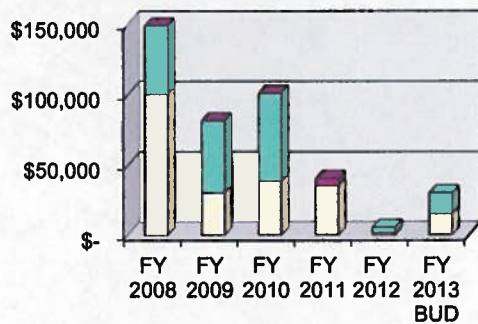
FUND LEVEL SUMMARIES
ENTERPRISE FUNDS

INDIVIDUAL FUND REVENUE AND EXPENSE

ENTERPRISE FUNDS	BEGINNING CASH*	FY 2013 REVENUE	SALARIES & BENEFITS	MATERIALS & SERVICES	CAPITAL & DEBT	TOTAL BUDGET	NET TRANSFERS OTHER FUNDS	ENDING CASH
501 REGIONAL PLANNING AUTHORITY FUND								
REGIONAL PLANNING AUTHORITY		15,000		30,000		30,000	15,000	
TOTAL RPA FUND	206,532	15,000	0	30,000	0	30,000	15,000	206,532
505 WATER ENTERPRISE FUND								
WATER UTILITY		2,152,588	823,546	270,408	123,036	1,216,990		
WASTEWATER UTILITY		137,331	290,900	209,943		500,843	311,490	
BUCKMAN DIRECT DIVERSION OPERATIONS				2,321,502		2,321,502		
UTILITIES INFRASTRUCTURE						0		
TOTAL WATER ENTERPRISE FUND	3,208,342	2,289,919	1,114,446	2,801,853	123,036	4,039,335	311,490	1,770,416
517 HOUSING ENTERPRISE FUND								
RENT		350,000						
HUD		366,300						
TOTAL HOUSING ENTERPRISE FUND	572,357	716,300	670,224	255,467		925,691	0	362,966
518 CORRECTIONS OPERATIONS FUND	0	0	0	0	0	0	0	0

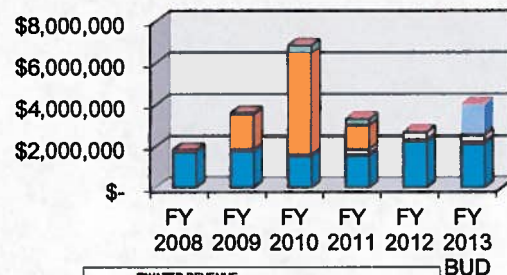
* Beginning Cash is unaudited as of 7/1/12.

REGIONAL PLANNING AUTHORITY REVENUE



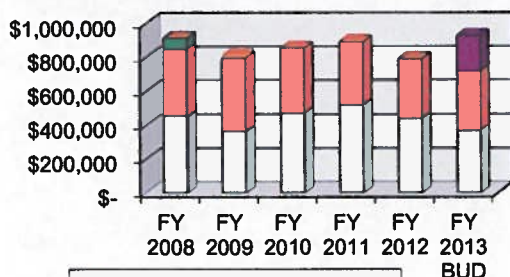
■ ALL OTHER REVENUE
 ■ JPA - CITY OF SANTA FE
 ■ TRANSFER FROM GENERAL FUND

WATER ENTERPRISE FUND REVENUE



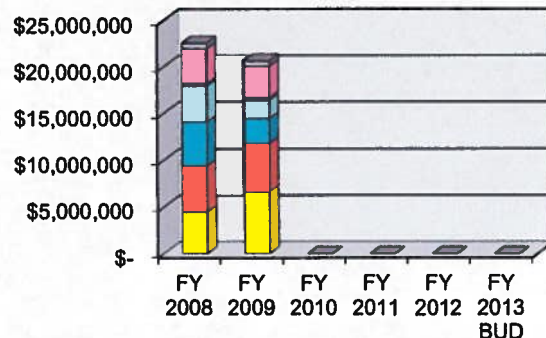
■ WATER REVENUE
 ■ WASTEWATER REVENUE
 ■ TRANSFER FROM ENVIRONMENTAL GRANT FUND
 ■ TRANSFER FROM GENERAL FUND
 ■ TRANSFER FROM OTHER FUNDS
 ■ INTERGOVERNMENTAL GRANTS
 ■ BUDGETED CASH
 ■ ALL OTHER SOURCES

HOUSING ENTERPRISE FUND REVENUE



■ ALL OTHER SOURCES
 ■ BUDGETED CASH
 ■ HOME SALES
 ■ TRANSFER FROM HOUSING CAPITAL FUNDS
 ■ RENTER INCOME
 ■ HUD SUBSIDY

JAIL ENTERPRISE FUND REVENUE



■ TRANSFER FROM GENERAL FUND
 ■ CARE OF PRISONERS - ADULT
 ■ ELECTRONIC MONITORING
 ■ TRANSFER FROM OTHER FUNDS
 ■ CARE OF PRISONERS - JUVENILE
 ■ SRD PARTY CHARGES FOR SERVICES
 ■ ALL OTHER REVENUE

SANTA FE COUNTY
FISCAL YEAR 2013 BUDGET



FUND LEVEL SUMMARIES

FUND SOURCES AND USES

FUND DESCRIPTION ACCOUNT NAME	FY 2010		FY 2011		FY 2012		FY 2013
	BUDGET	ACTUAL	BUDGET	ACTUAL	BUDGET	ACTUAL	BUDGET
(501) REGIONAL PLANNING AUTHORITY ENTERPRISE FUND							
This fund is associated with the funding and expense of the Regional Planning Authority, created by agreement between the City of Santa Fe and Santa Fe County.							
SOURCES							
City of Santa Fe (Joint Power Agreement)	85,000	62,781	46,861		13,662	3,985	15,000
SUBSIDIES AND INTERGOVERNMENTAL	85,000	62,781	46,861		13,662	3,985	15,000
Contribution, Donation, Misc.				5,000			
MISCELLANEOUS REVENUE	0	0	0	5,000	0	0	0
(101) General Fund	85,000	38,050	46,862	35,147	13,662	1,550	15,000
OPERATING TRANSFER IN - General Fund	85,000	38,050	46,862	35,147	13,662	1,550	15,000
BUDGETED CASH	3,000	0	0	0	0	0	0
TOTAL RPA FUND SOURCES	173,000	100,831	93,723	40,147	27,324	5,535	30,000
USES							
Land Use - RPA	(173,000)	(49,020)	(93,723)	(8,559)	(27,324)	(31,616)	(30,000)
COST CATEGORY EXPENSES	(173,000)	(49,020)	(93,723)	(8,559)	(27,324)	(31,616)	(30,000)
TOTAL RPA FUND USES	(173,000)	(49,020)	(93,723)	(8,559)	(27,324)	(31,616)	(30,000)

(505) WATER ENTERPRISE FUND

This fund handles the funding and expense of the water and wastewater utilities managed by Santa Fe County, and certain state water project grants.

SOURCES							
Administrative Fees		19		8			
All Sales - Contra / Gross Receipts Tax							
Water - Commercial	345,746	185,858	274,419	211,089	57,800	153,452	398,447
Water - Capital Commitments				6,500			
Water - Standby	182,352	87,954	140,090	50,428	47,338	39,037	34,187
Water - Promissory Notes	356	394		58		19	
Water - Interest		8		1			
Water - Residential Usage	772,292	849,743	803,815	830,140	1,033,641	1,012,245	924,067
Water - Drought Surcharge		20				5	
Water - Government	198,102	279,642	235,604	182,198	411,644	179,055	
Water - Institutional Usage	52,826	99,709	98,624	122,131	120,206	149,901	
Water - Penalties		4,617		4,545	4,429	19,270	4,429
Water - San Juan Chama - BOR		20,888		15,863		9,165	17,925
Water - Bulk Water Sales				45,075	36,195	42,442	39,714
Water - Treated Water					614,045	427,772	403,661
Water - Effluent/Raw Water					151,159	176,561	373,147
Water - Service Connections/Residential					123,750	10,886	
Water - Service Connections/Non-Residential					16,925	13,129	
Water - Service Connections/Wholesale					31,925	31,925	
Water - Meter Installation					10,000	8,054	
Water - Line and Hydrants					12,607	13,578	13,942
Water - Contra - Gross Receipts Tax	(64,987)	(61,300)	(66,245)	(69,479)	(112,873)	(95,299)	(107,490)
Water - Other Charges for Services							
Water - Miscellaneous / Other	2,000	6,400	1,176	8,871		5,067	
Water Subtotal	1,488,687	1,473,952	1,487,483	1,507,427	2,558,791	2,196,264	2,102,029
Wastewater - Commercial	1,498	1,789	2,777	2,049	12,936	6,481	65,497
Wastewater - Residential	80,432	85,953	92,147	82,102	272,199	79,562	79,499
Wastewater - Governmental Usage	58,899	45,799	51,231	46,047	143,502	51,218	
Wastewater - Institutional Usage							
Wastewater - Service Connections/Non-Residential						5,471	
Wastewater - Promissory Notes							
Wastewater - Contra - Gross Receipts Tax	(6,951)	(5,840)	(7,245)	(6,171)	(7,839)	(6,098)	(7,665)
Wastewater - Other Charges						945	
Wastewater Subtotal	133,878	127,701	138,910	124,027	420,798	137,579	137,331
FEES/CHARGES-SERVICES	1,622,565	1,601,653	1,626,393	1,631,454	2,979,589	2,333,843	2,239,360
Misc. Revenue	16,898	11,874					
Water Lease Agreements				66,893	50,559	63,865	50,559
Refunds							
Investment Income	13,928	23,612		16,991	14,067	18,343	
MISCELLANEOUS SALES AND REVENUES	30,826	35,486	0	83,884	64,626	82,208	50,559
Severance Tax Projects	2,306,500						
Intergovernmental Grant		372,524		282,270			
NM Environmental Grant							
INTER-GOVERNMENTAL/GRANTS	2,306,500	372,524	0	282,270	0	0	0
from (101) General Fund		4,850,942	1,315,000	1,107,500			
from (247) Corrections Operations				59,595			
from (212) Environmental Gross Receipt Tax			305,231	228,923	346,100	346,100	311,480
OPERATING TRANSFER IN	0	4,850,942	1,620,231	1,396,018	346,100	346,100	311,490
BUDGETED CASH	98,687	0	0	0	902,868	0	1,437,926
TOTAL WATER ENTERPRISE FUND SOURCES	4,088,578	6,880,605	3,246,624	3,393,426	4,293,183	2,762,151	4,039,336




FUND LEVEL SUMMARIES

FUND SOURCES AND USES

FUND DESCRIPTION ACCOUNT NAME	FY 2010		FY 2011		FY 2012		FY 2013
	BUDGET	ACTUAL	BUDGET	ACTUAL	BUDGET	ACTUAL	BUDGET
(505) WATER ENTERPRISE FUND							
This fund handles the funding and expense of the water and wastewater utilities managed by Santa Fe County, and certain state water project grants.							
USES							
to (101) General Fund						(2,000,000)	
OPERATING TRANSFERS OUT						(2,000,000)	
Utilities - Water	(1,442,364)	(3,976,757)	(1,487,483)	(1,491,425)	(1,229,801)	(1,109,195)	(1,085,091)
Utilities - Wastewater	(329,214)	(352,652)	(444,141)	(339,981)	(687,398)	(366,302)	(500,843)
Utilities Capital Package					(212,050)		(112,000)
San Juan Chama - Bureau of Reclamation						(19,899)	(19,899)
Agua Fria / Rumbo al sur - sewer project	(121,500)	(119,082)					
Paseo de Tercero / Via Don sewer	(255,000)						
Agua Fria sewer / Ben Lane	(50,000)	(29,528)					
Eldorado Canoncito water line	(60,000)						
Pojoaque Wastewater Treatment Plant	(1,070,000)	(57,546)					
Sombrillo /Cuatro Villas				(181,574)			
Sombrillo sewer system	(350,000)	(15,497)					
South Meadows Water/Sewer Line		(400,000)					
Buckman Direct Diversion Project Operations			(1,315,000)	(1,278,659)	(2,164,134)	(2,164,134)	(2,321,502)
Santa Fe County Wells - water	(250,000)						
Stanley Fire - water system	(150,000)						
COST CATEGORY EXPENSES	(4,078,078)	(4,951,062)	(3,246,624)	(3,291,619)	(4,293,183)	(3,659,530)	(4,039,336)
TOTAL WATER ENTERPRISE FUND USES	(4,078,078)	(4,951,062)	(3,246,624)	(3,291,619)	(4,293,183)	(3,659,530)	(4,039,336)

(517) HOUSING SERVICES ENTERPRISE FUND							
This fund handles the funding and expense of the county's Public Housing Authority. Revenue for this fund is derived from housing rentals and Housing and Urban Development (HUD) grants and subsidies.							
SOURCES							
Tenant Rent Income	380,000	369,594	385,000	356,799	340,000	333,712	350,000
Administrative Fees		29		4			
Public Housing Repayment Agreement		6,214		7,000		6,084	
Public Housing Fees		5,455		5,306		3,956	
Public Housing Work Orders		969		3,505		2,238	
Public Housing Vacated Rent		417		150		150	
Public Housing Violation Fees				240		2,538	
Utility Reimbursement		351		1,336		1,183	
FEES AND CHARGES FOR SERVICES	380,000	383,029	385,000	374,341	340,000	349,861	350,000
Miscellaneous Income		459		3,606		55	
Home Sales - Renovated Assets							
Investment Income		6,282		3,189	3,500	3,034	
MISCELLANEOUS SALES AND REVENUES	0	6,741	0	6,796	3,500	3,089	0
Federal (HUD Operations Subsidy)	323,000	469,327	450,000	517,814	500,000	438,353	366,300
SUBSIDIES AND INTERGOVERNMENTAL	323,000	469,327	450,000	517,814	500,000	438,353	366,300
Transfer In from General Fund (101)							
Transfer In from HUD (Section 8 Vouchers) (227)							
Transfer in from Alcohol Programs Fund (241)							
OPERATING TRANSFERS IN	0	0	0	0	0	0	0
BUDGETED CASH	301,167	0	16,647	1,261,571	0	209,391	0
TOTAL HOUSING ENTERPRISE FUND SOURCES	1,004,167	859,097	851,647	898,951	2,105,071	791,303	925,691
USES							
Public Housing	(1,004,157)	(876,965)	(851,647)	(801,230)	(2,105,071)	(1,292,201)	(925,691)
COST CATEGORY EXPENSES	(1,004,157)	(876,965)	(851,647)	(801,230)	(2,105,071)	(1,292,201)	(925,691)
TOTAL HOUSING ENTERPRISE FUND USES	(1,004,157)	(876,965)	(851,647)	(801,230)	(2,105,071)	(1,292,201)	(925,691)



A look backward Santa Fe from Highway 14